

STATEMENT OF FINANCIAL POSITION

Name:	ENEMONA AD
Type:	SEPARATE
For the period:	01.01.2015-31.03.2015

('000 BGN)

ASSETS	Code	Current Period	Previous Period	EQUITY, MINORITY INTEREST AND LIABILITIES	Code	Current Period	Previous Period
a	b	1	2	a	b	1	2
A. NON-CURRENT ASSETS				A. EQUITY			
I. Non-current tangible assets				I. Share Capital			
1. Land	1-0011	5 608	5 608	Paid-in share capital	1-0411	13 037	13 037
2. Buildings	1-0012	7 790	7 822	<i>incl. ordinary shares</i>	1-0411-1	11 934	11 934
3. Machinery and equipment	1-0013	766	869	<i>incl. preferred shares</i>	1-0411-2	1 103	1 103
4. Installations	1-0014			Ordinary shares bought back	1-0417		
5. Vehicles	1-0015	1 599	1 671	Preferred shares bought back	1-0417-1		
6. Tools	1-0017-1	332	362	Share capital not paid-in	1-0416		
7. Assets under construction	1-0018	5 776	5 758	Total (I):	1-0410	13 037	13 037
8. Other assets	1-0017	261	292				
Total (I):	1-0010	22 132	22 382	II. Reserves			
II. Investment properties	1-0041	10 361	10 361	1. Share premium reserves	1-0421	8 739	8 739
III. Biological Assets	1-0016			2. Reserve from revaluation of assets and liabilities	1-0422		0
IV. Non-current intangible assets				3. Special purpose reserves	1-0423	28 709	28 709
1. Ownership rights	1-0021	421	436	general reserves	1-0424	27 716	27 716
2. Software products	1-0022	21	23	special reserves	1-0425		
3. R&D	1-0023			other reserves	1-0426	993	993
4. Other	1-0024			Total (II):	1-0420	37 448	37 448
Total (IV):	1-0020	442	459	III. Financial Result			
				1. Retained Profit/Loss	1-0451	-29 425	-29 539
V. Goodwill				retained Profit	1-0452		
1. Positive goodwill	1-0051			accumulated Loss	1-0453	-29 425	-29 539
2. Negative goodwill	1-0052			changes in accounting policies	1-0451-1		
Total (V):	1-0050	0	0	2. Current profit	1-0454		114
				3. Current loss	1-0455	-50	
VI. Financial Assets				Total (III):	1-0450	-29 475	-29 425
1. Share participation	1-0031	12 861	12 852				
- in subsidiaries	1-0032	12 857	12 848	TOTAL (A)	1-0400	21 010	21 060
- joint ventures	1-0033						
- in associated companies	1-0034	4	4	B. MINORITY INTEREST			
- in other companies	1-0035						
2. Financial assets held until maturity	1-0042	0	0	C. NON-CURRENT LIABILITIES			
Treasury bonds	1-0042-1			I. Commercial and other liabilities			
bonds including:	1-0042-2			1. Liabilities to related parties	1-0511		
municipal bonds	1-0042-3			2. Liabilities to financial institutions	1-0512	9 818	10 428
other	1-0042-4			3. ZUNK bond liabilities	1-0512-1		
3. Other financial assets	1-0042-5	12 861	12 852	4. Commercial loans	1-0514		
Total (VI):	1-0040	12 861	12 852	5. Bonds	1-0515		
VII. Commercial and other receivables				6. Other long-term liabilities	1-0517	1 723	1 923
1. Related parties receivables	1-0044			Total (I):	1-0510	11 541	12 351
2. Commercial loans	1-0045	357	359				
3. Financial leasing	1-0046-1						
4. Other	1-0046	35 275	28 438				

Total (VII):	1-0040-1	35 632	28 797	III. Other non-current liabilities	1-0510-1	399	399
VIII. Deferred expenses				III. Deferred income			
1-0060				IV. Deferred taxes	1-0520		
IX. Deferred taxes				V. Financing	1-0516		
1-0060-1		570	570	TOTAL (C)	1-0520-1		
TOTAL (A)		81 998	75 421		1-0500	11 940	12 750
B. CURRENT ASSETS				D. CURRENT LIABILITIES			
I. Inventory				I. Commercial and other liabilities			
1. Materials	1-0071	3 537	3 377	1. Liabilities to banks and non-bank financial institutions	1-0612	50 741	52 655
2. Production	1-0072			2. Non-current liabilities due	1-0510-2	60	60
3. Goods	1-0073			related parties	1-0630	50 403	51 354
4. Work in progress	1-0076	123	123	commercial loans	1-0611	20 656	16 350
5. Biological assets	1-0074			liabilities to suppliers and clients	1-0614	1 262	1 513
6. Other	1-0077			advance payments	1-0613	6 615	13 615
Total (D):	1-0070	3 660	3 500	personnel	1-0613-1	1 882	2 130
II. Receivables				social insurance	1-0615	5 286	4 694
1. Related parties receivables	1-0081	246	594	tax	1-0616	6 995	6 654
2. Receivables from clients and suppliers	1-0082	17 598	28 474	4. Other	1-0617	7 707	6 398
3. Advance payments	1-0086-1	17 031	17 336	5. Provisions	1-0618	8 753	5 956
4. Receivables from commercial loans	1-0083	16 594	15 236	Total (E):	1-0610	112 271	112 583
5. Receivables awarded by court decisions	1-0084						
6. Tax recovery	1-0085			III. Other current liabilities	1-0610-1		
7. From the personnel	1-0086-2	287	223	IV. Financing	1-0700		
8. Other current receivables	1-0086	5 806	3 657	TOTAL (D)	1-0700-1	112 271	112 583
Total (II):	1-0080	57 562	65 520				
III. Financial Assets							
1. Held for trading	1-0093	0	0				
incl. debt	1-0093-1						
incl. derivatives	1-0093-2						
other	1-0093-3						
2. Financial assets available for sale	1-0093-4						
3. Other	1-0095	0	0				
Total (III):	1-0090	0	0				
IV. Cash and cash equivalents							
1. Cash	1-0151	22	12				
2. Current accounts	1-0153	1 918	1 879				
3. Restricted cash	1-0155	61	61				
4. Cash equivalents	1-0157						
Total (IV):	1-0150	2 001	1 952				
V. Deferred expenses	1-0160						
TOTAL (B)	1-0200	63 223	70 972				
TOTAL ASSETS (A + B):	1-0300	145 221	146 393	TOTAL EQUITY, MINORITY INTEREST AND LIABILITIES	1-0800	145 221	146 393

27 July 2015

Prepared by:

CEO:

STATEMENT OF COMPREHENSIVE INCOME

Name: ENEMONA AD
Type: NON-CONSOLIDATED
For the period: 01.01.2015-31.03.2015

EXPENSES		Code	Current Period	Previous Period	INCOME		Code	Current Period	Previous Period
a		b	1	2	a		b	1	2
A. Operating Expenses									
<i>I. Expenses by category</i>									
1. Materials		2-1120	1 440	2 705	A. Operating income				
2. External services		2-1130	2 170	5 050	<i>I. Net sales revenue from:</i>				
3. Depreciation		2-1160	280	371	1. Production	2-1551	10 155	11 835	
4. Wages		2-1140	4 213	6 746	2. Goods	2-1552			
5. Social Insurance		2-1150	516	859	3. Services	2-1560	41	39	
6. Balance sheet value of assets sold		2-1010			4. Others	2-1556	32	4 523	
7. Changes in the value of inventory and unfinished production		2-1030			Total (I):	2-1610	10 228	16 397	
8. Other costs:		2-1170	177	-183	II. Income from financing				
incl. Assets devaluation		2-1171		917	incl. financing from the government	2-1620			
incl. Provisions		2-1172				2-1621			
Total (I):		2-1100	8 796	16 465	III. Financial income				
II. Financial expenses									
1. Interest		2-1210			1. Interest	2-1710	336	265	
2. Loss from financial operations (financial assets and instruments)		2-1220	1 028	563	2. Dividends	2-1721			
3. Loss due to exchange rate changes		2-1230	53	4	3. Gain from financial operations (financial assets and instruments)	2-1730			
4. Other		2-1240	768	1 147	4. Gain due to exchange rate changes	2-1740	31		
Total (II):		2-1200	1 849	1 714	5. Other income from financial operations	2-1745			
B. Total operating costs									
Total (III):									
B. Total operating income									
C. Operating Profit									
III. Share of profit of associated companies and joint-ventures									
IV. Extraordinary expenses									
D. Total costs		2-1350	10 645	18 179	C. Operating loss		2-1810	50	1 517
E. Gross profit		2-1400	0	0	<i>IV. Share of loss of associated companies and joint-ventures</i>		2-1810-1		
V. Taxes		2-1450	0	0	V. Extraordinary income		2-1750	0	0
1. Current corporate tax		2-1451			D. Total income	2-1800	10 595	16 662	
2. Deferred corporate tax		2-1452			E. Gross loss	2-1850	50	1 517	
3. Others		2-1453			F. After-tax profit				
F. After-tax profit		2-0454	0	0	Minority interest		2-0455	50	1 517
Minority interest		2-0454-1			G. Net profit		2-0455-1		
G. Net profit		2-0454-2	0	0	TOTAL (D+V+F)		2-0455-2	50	1 517
TOTAL (D + V + F)		2-1500	10 645	18 179	TOTAL (D+V+F)		2-1900	10 645	18 179



27 July 2015

Prepared by:
CEO:

CASH FLOW STATEMENT

Name: ENEMONA AD
 Type: NON-CONSOLIDATED
 For the period: 01.01.2015-31.03.2015

CASH FLOWS	Code	Current Period	Previous Period
A. Cash flows from operating activities	a	1	2
1. Proceeds from clients	3-2201	11 056	13 649
2. Payments to suppliers	3-2201-1	-7 348	-12 948
3. Payments/proceeds, related to financial assets, held for trading	3-2202		
4. Payments related to remuneration	3-2203	-3 409	-3 895
5. Paid / recovered taxes (without corporate tax)	3-2206	-50	-140
6. Corporate tax	3-2206-1		
7. Proceeds from interest	3-2204		
8. Bank fees and interest on short term loans	3-2204-1		
9. Gains / Loss from changes in exchange rates	3-2205		
10. Other proceeds / payments from operating activities	3-2208	-223	68
Net cash flow from operating activities	3-2200	26	-3 266
B. Cash flows from investment activities			
1. Purchase of non-current assets	3-2301	-27	-27
2. Proceeds from sales of non-current assets	3-2301-1	4	
3. Loans provided	3-2302	-2 157	-920
4. Recovered loans, incl. financial leasing	3-2302-1	139	158
5. Interest on loans provided	3-2302-2		
6. Investments	3-2302-3	-9	-10
7. Proceeds from sales of investments	3-2302-4		
8. Dividends on investments	3-2303		
9. Gains / Loss from changes in exchange rates	3-2305		33
10. Other proceeds / payments from investment activities	3-2306		
Net cash flow from investment activities	3-2300	-2 041	-62
C. Cash flows from financial activities			
1. Proceeds from issues of securities	3-2401		-828
2. Payments related to buy-backs of securities	3-2401-1		
3. Proceeds from loans	3-2403	6 467	12 567
4. Payments on loans	3-2403-1	-3 303	-6 290
5. Payments on leasing contracts	3-2405	-15	-19
6. Bank fees and interest on investment loans	3-2404	-1 086	-1 172
7. Dividends paid-out	3-2404-1		
8. Other proceeds / payments from financial activities	3-2407	10	-672
Net cash flow from financial activities	3-2400	2 064	-1
D. Net Cash Flow	3-2500	49	4 413
E. Opening balance	3-2600	1 952	319
F. Closing balance, incl.	3-2700	2 001	856
Cash and current accounts	3-2700-1	1 940	997
Frozen cash in accounts	3-2700-2	61	178

Prepared by: 
 CEO: 

27 July 2015


Statement of changes in equity

For the period

01.01.2015-31.03.2015

ITEMS	Reserves										Total Equity	Minority interest
	Share Capital		Share premium reserves	Reserve from revaluation of assets and liabilities	Special purpose reserves			Retained Profit/Loss		Transfer reserves		
	1	2			3	4	5	6	7			
a	1-0410	1-0410	1-0422	1-0424	1-0425	1-0426	1-0452	1-0453	4-0426-1	1-0400	1-0400-1	
Opening balance	13 037	8 739	0	27 716	0	993	114	-29 539	0	21 060	0	
Changes in opening balance due to:												
Changes in accounting policies	0	0	0	0	0	0	0	0	0	0	0	
Fundamental errors												
Modified opening balance	13 037	8 739	0	27 716	0	993	114	-29 539	0	21 060	0	
Net profit/loss	4-05	4-06	4-07	4-07-1	4-08	4-09	4-10	4-11	4-12	4-13	4-14	
1. Profit distribution for:												
dividends	0	0	0	0	0	0	0	0	0	0	0	
other												
2. Covering of accumulated loss												
3. Revaluation of assets and liabilities, including:												
increase	0	0	0	0	0	0	0	0	0	0	0	
decrease												
4. Revaluation of financial assets, including:												
increase	0	0	0	0	0	0	0	0	0	0	0	
decrease												
5. Deferred taxes												
6. Other												
Closing balance	13 037	8 739	0	27 716	0	993	114	-29 589	0	21 010	0	
7. Changes due to annual financial statement transfers to companies abroad												
8. Changes due to annual financial statement modifications due to hyperinflation												
Closing equity	13 037	8 739	0	27 716	0	993	114	-29 589	0	21 010	0	

Prepared by:



CEO:

27 July 2015